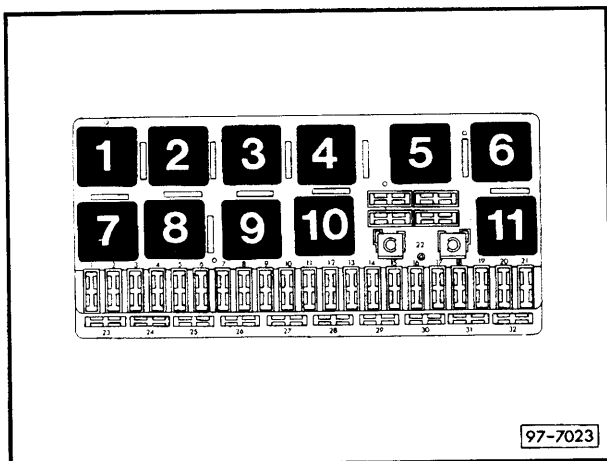


Daylight driving lights with foglights and rear foglight (Norway, Sweden)

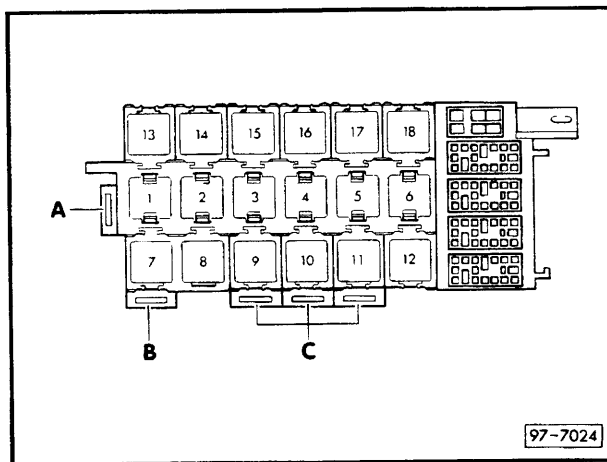
From July 1993

Position of relays – also see “Fitting Locations”

Relay plate with fuse holder:



Auxiliary relay carrier, front (under dash panel, left)



Position of relays:

- 1** – Relay for foglights
- 5** – Relief relay for X-contact


Position of relays:

- 10** – Relay for daylight driving lights
- 11** – Relay for headlights

Fuse colours

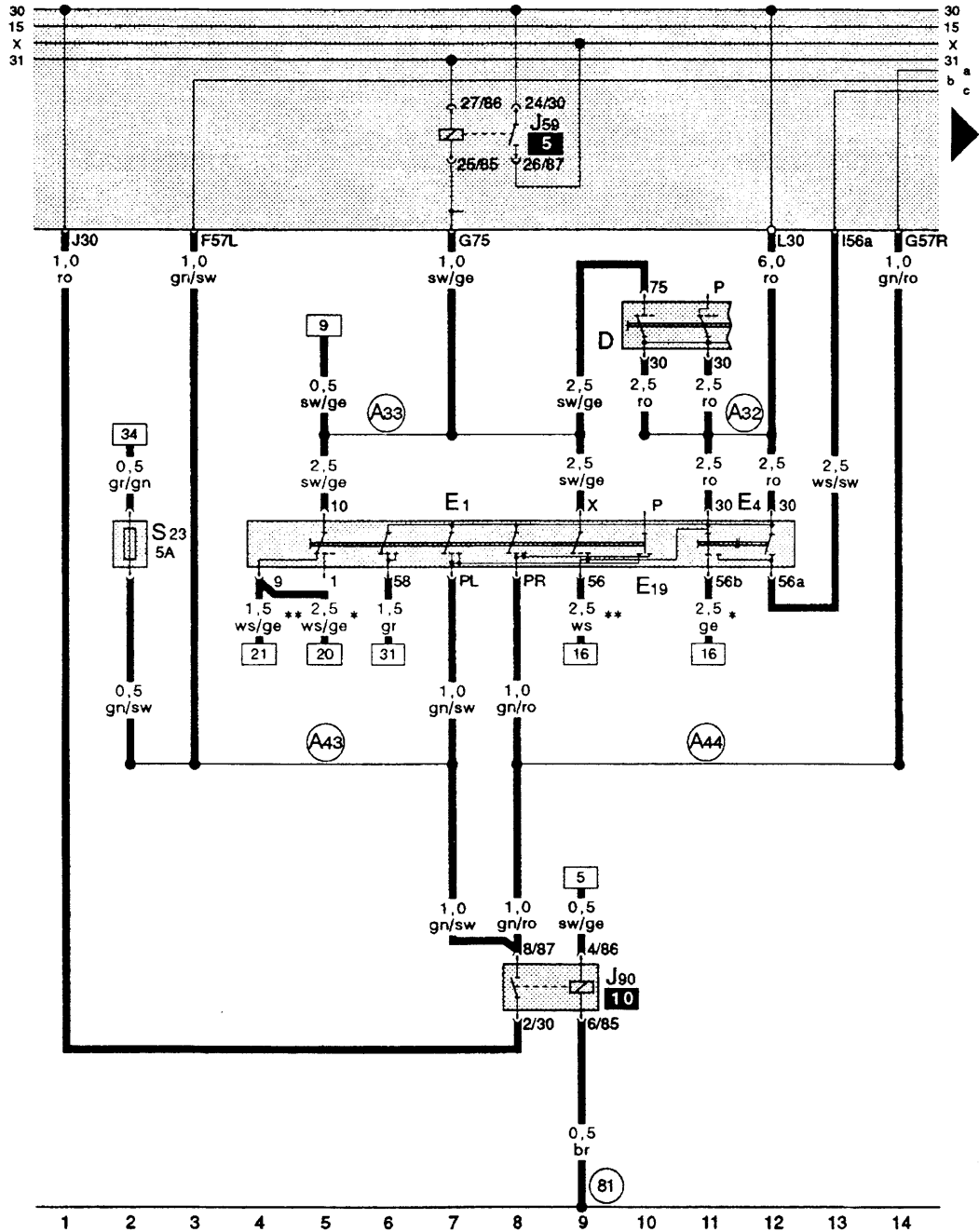
- 30 A – green
- 25 A – white
- 20 A – yellow
- 15 A – blue
- 10 A – red
- 5 A – beige

Auxiliary relay carrier, rear (under rear seat bench, left)



Position of relays:

Daylight driving lights with foglights and rear foglight (Norway, Sweden)



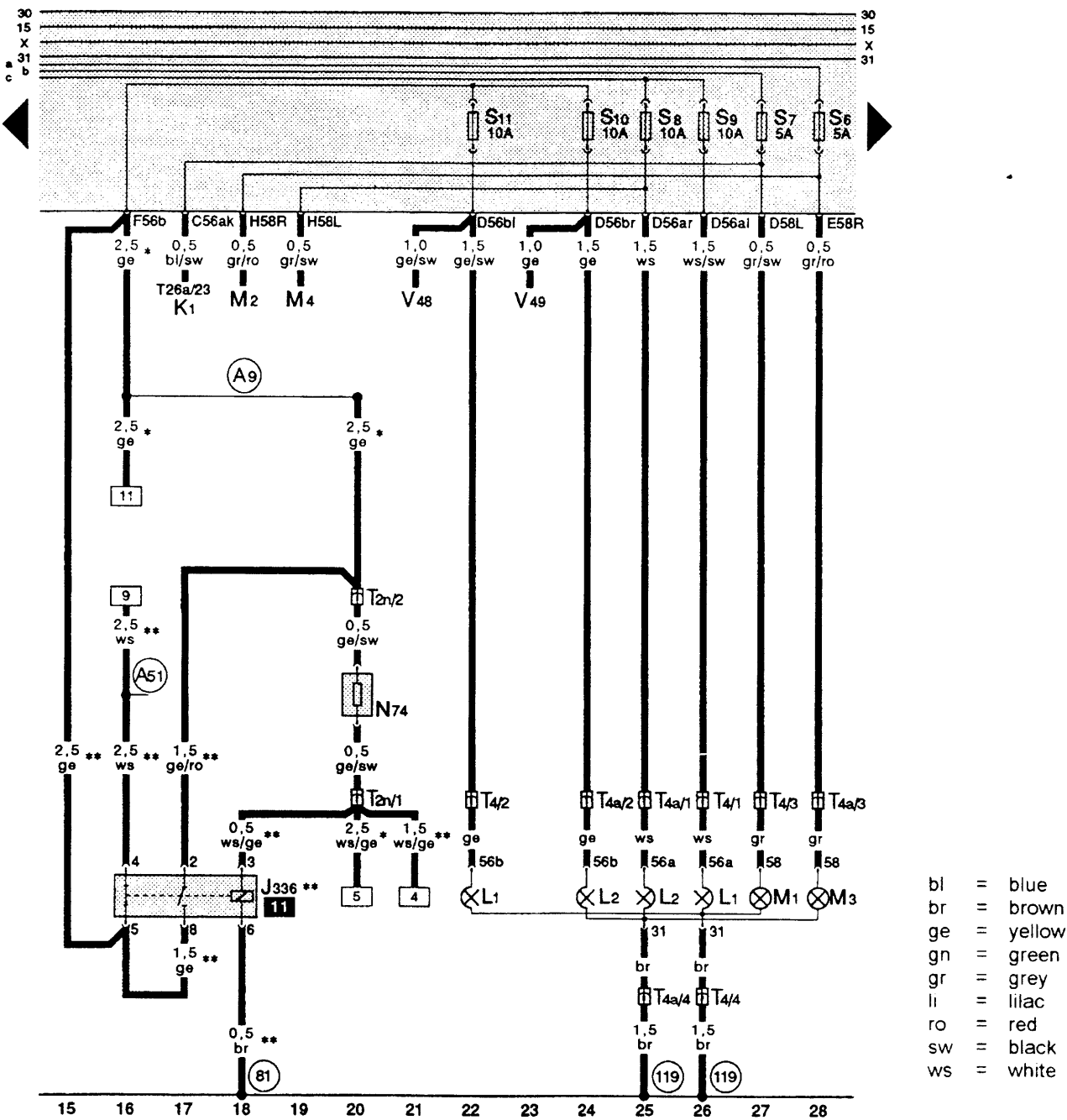
Wiring colours:

- ro = red
- sw = black
- br = brown
- ge = yellow
- gn = green
- bl = blue
- gr = grey
- ws = white
- li = purple

- D – Ignition/starter switch
- E 1 – Lighting switch
- E 4 – Headlight dipper/flasher switch
- E 19 – Parking light switch
- J 59 – Relief relay for X contact
- J 90 – Daylight driving light switch on relay
- S 23 – Fuse for daylight driving lights (in additional fuse holder)
- (81) – Earth connection – 1 –, in dash panel wiring loom
- (A32) – Positive connection (30), in dash panel wiring loom
- (A33) – Connection (75), in dash panel wiring loom
- (A43) – Connection (57L), in dash panel wiring loom
- (A44) – Connection (57r), in dash panel wiring loom
- * – not with 2.2 litre Motronic, 169 kW, 5-cyl. – S2 –
- ** – only with 2.2 litre Motronic, 169 kW, 5-cyl. – S2 –

97-15878

Daylight driving lights with fog lights and rear fog light (Norway, Sweden)

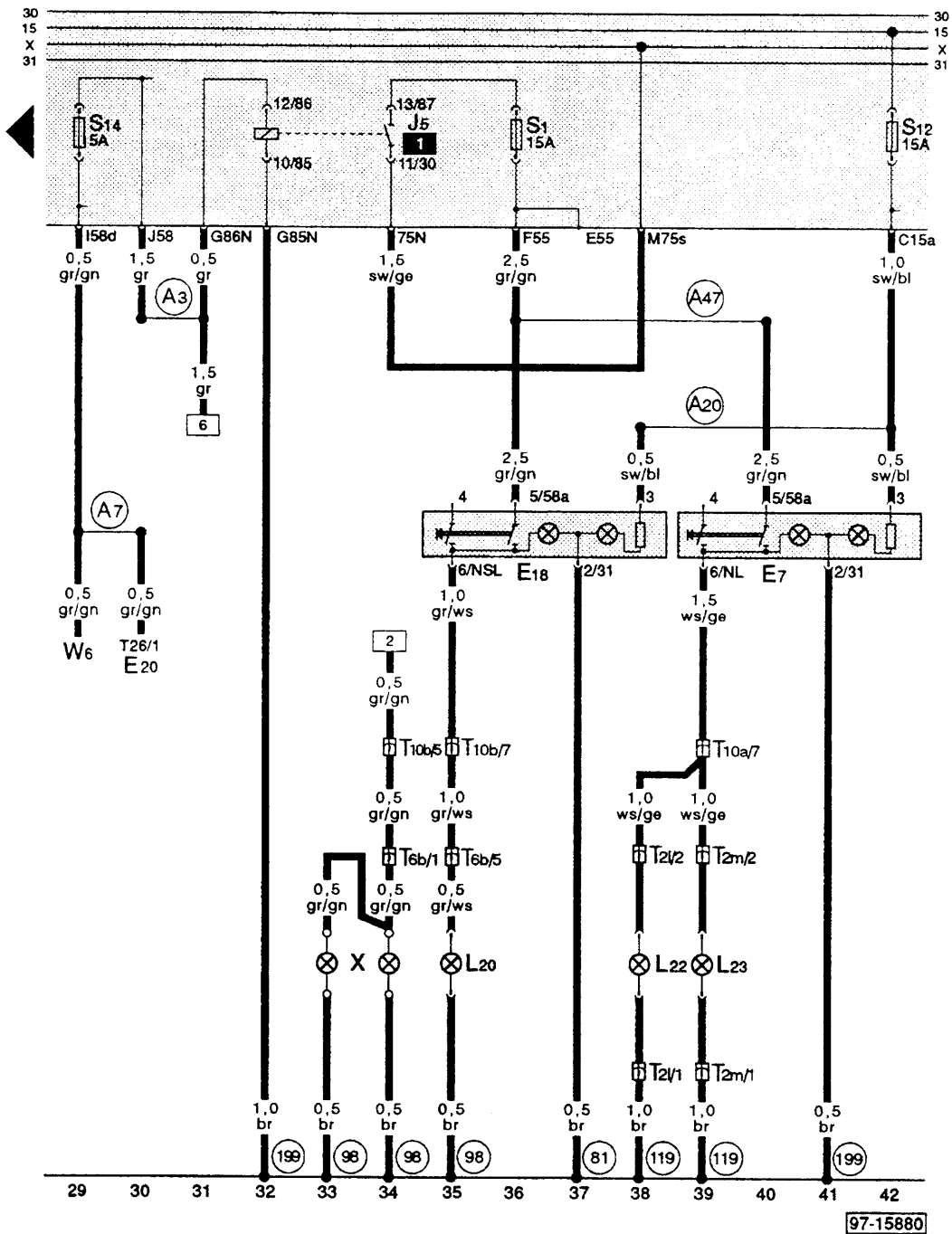


97-15879

- J 336 - Driving light relay
- K 1 - Main beam warning lamp
- L 1 - Twin filament bulb for headlight, left
- L 2 - Twin filament bulb for headlight, right
- M 1 - Side light bulb, left
- M 2 - Tail light bulb, right
- M 3 - Side light bulb, right
- M 4 - Tail light bulb, left
- N 74 - Resistance wire
- T 2n - Connector, 2-pin, brown, behind dash panel, left
- T 4 - Connector, 4-pin, near headlight, left
- T 4a - Connector, 4-pin, near headlight, right
- T 26 - Connector, 26-pin, yellow, on dash panel insert

- 81 - Earth connection -1-, in dash panel wiring loom
- 119 - Earth connection -1-, in headlight wiring loom
- A9 - Positive (+) connection (56 b), in dash panel wiring
- A51 - Connection (56), in dash panel wiring loom
- ** - Only with 2.2 ltr. Motronic, 169 kW, 5-cylinder, -S2-

Daylight driving lights with fog lights and rear fog light (Norway, Sweden)



- bl = blue
- br = brown
- ge = yellow
- gn = green
- gr = grey
- li = lilac
- ro = red
- sw = black
- ws = white

- E 7 - Fog light switch
- E 18 - Rear fog light switch
- E 20 - Switches and instruments - lighting control
- J 5 - Fog light relay
- L 20 - Rear fog light bulb
- L 22 - Front left fog light bulb
- L 23 - Front right fog light bulb
- T 21 - Connector, 2-pin, black, in engine compartment, left
- T 2m - Connector, 2-pin, black, in engine compartment, right
- T 6b - Connector, 6-pin, black, in luggage boot, left
- T 10a - Connector, 10-pin, yellow, connector point in aux. relay carrier
- T 10b - Connector, 10-pin, brown, connector point in aux. relay carrier
- T 26 - Connector, 26-pin, yellow, on dash panel insert
- W 6 - Glove box light
- X - Number plate light
- 81 - Earth connection -1-, in dash panel wiring loom
- 98 - Earth connection, in tailgate wiring loom
- 119 - Earth connection -1-, in headlight wiring loom
- 199 - Earth connection -3-, in dash panel wiring loom
- A3 - Positive (+) connection (58) in dash panel wiring loom
- A7 - Positive (+) connection (58 D1) in dash panel wiring loom
- A20 - Connection (15a), in dash panel wiring loom
- A47 - Connection (55), in dash panel wiring loom