

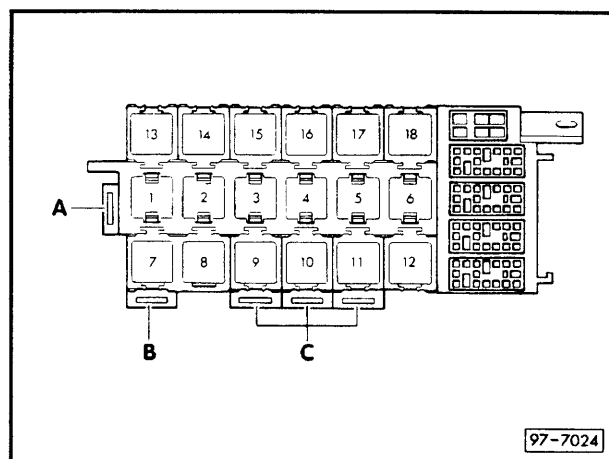
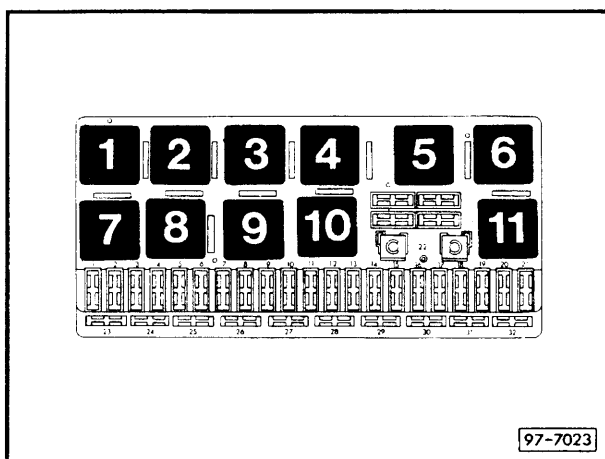
Additional instruments with ambient temperature display (small estate car)

from July 1993

Relay locations
also see "Fitting Locations"

Front auxiliary relay carrier
(under dash panel at left)

Relay plate with fuse holder:



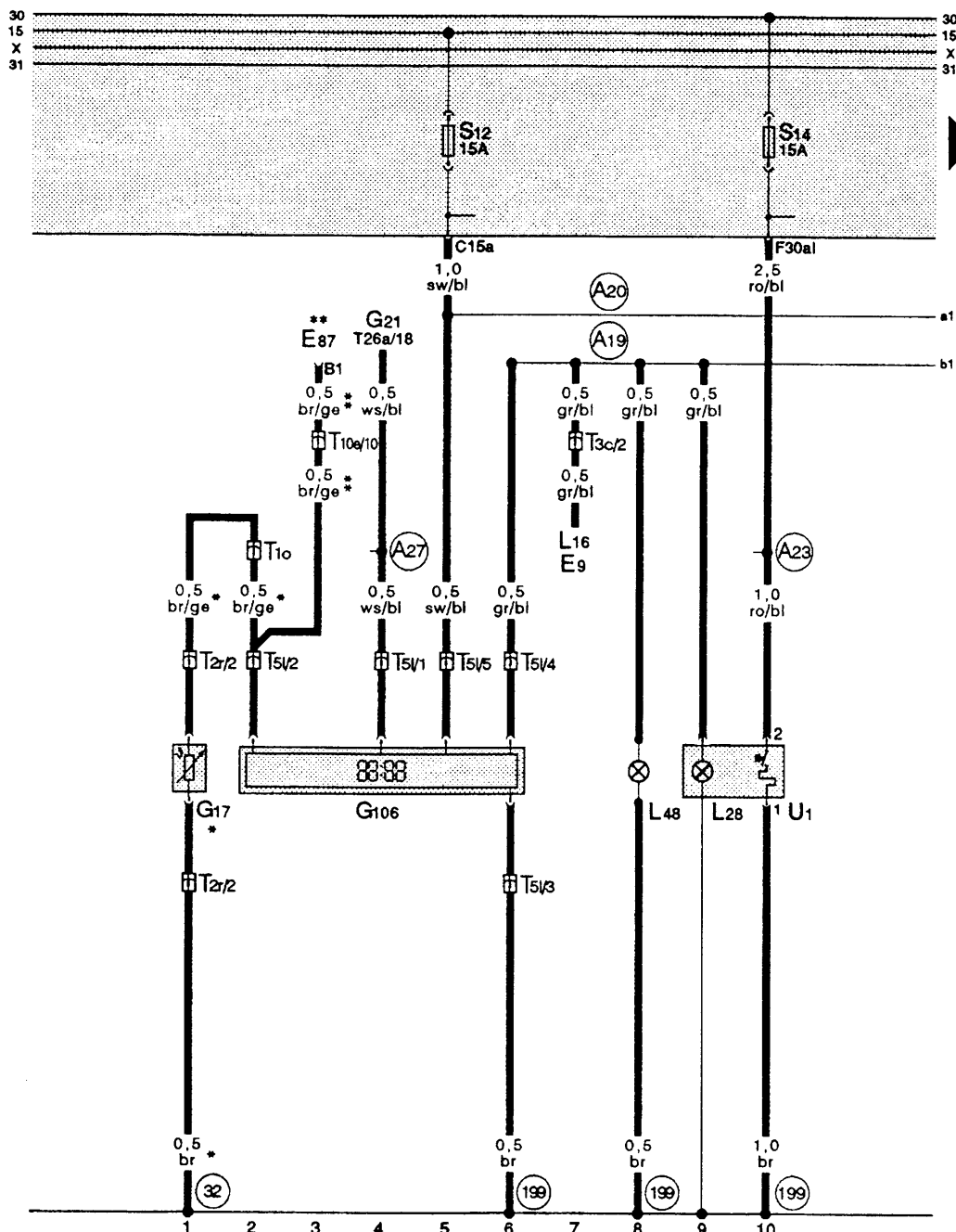
Relay locations:

Relay locations:

Fuse colours

- 30 A - green
- 25 A - white
- 20 A - yellow
- 15 A - blue
- 10 A - red
- 5 A - beige

Ambient temperature display with additional instruments (small estate car)

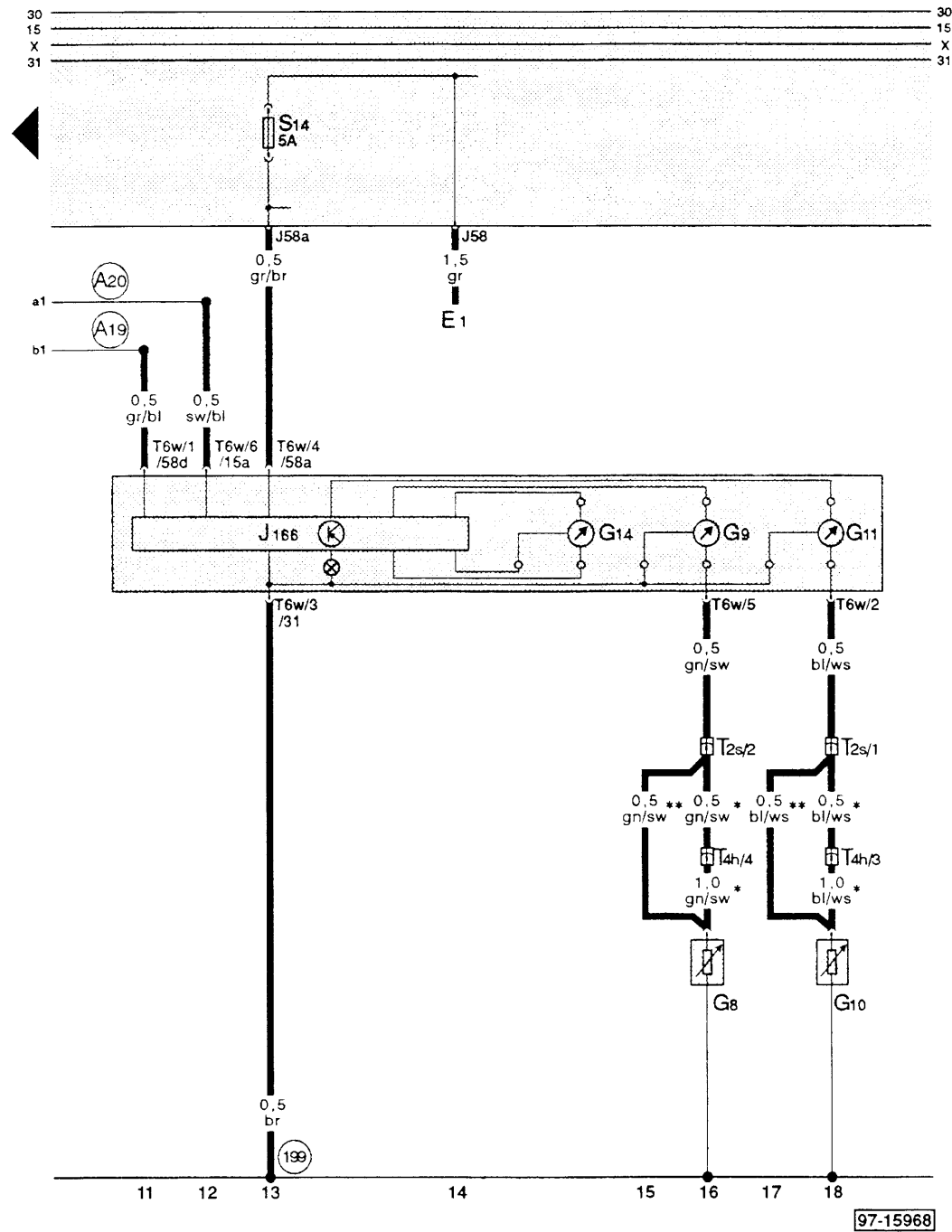


- bl = blue
- br = brown
- ge = yellow
- gn = green
- gr = grey
- li = lilac
- ro = red
- sw = black
- ws = white

97-15967

- | | |
|---|--|
| E 8 - Switch for sliding roof | T 26a - Connector, 26-pin, blue, on dash panel insert |
| E 87 - Operating and display unit for air conditioner | U 1 - Cigarette lighter |
| G 17 - Ambient temperature sensor | |
| G 21 - Speedometer | 32 - Earth point, behind dash panel, left |
| G 106 - Ambient temperature indicator | 199 - Earth connection -3-, in dash panel wiring loom |
| L 16 - Fresh air controls light bulb | A19 - Connection (58d), in dash panel wiring loom |
| L 28 - Cigarette lighter light bulb | A20 - Connection (15a), in dash panel wiring loom |
| L 48 - Rear ashtray light bulb, left | A23 - Connection (30a1), in dash panel wiring loom |
| T 10 - Connector, single, black, behind console | A27 - Connection (speed signal), in dash panel wiring loom |
| T 2r - Connector, 2-pin, behind radiator grille, right | |
| T 3c - Connector, 3-pin, brown, behind dash panel, centre | |
| T 5l - Connector, 5-pin, yellow, mounted on dash panel insert | |
| T 10e - Connector, 10-pin, red, behind dash panel, centre | |
| | * - Not with digital air conditioner equipment |
| | ** - Only with digital air conditioner equipment |

Ambient temperature indicator with additional instruments



Wiring colours:

- ws = white
- sw = black
- ro = red
- br = brown
- gn = green
- bl = blue
- gr = grey
- li = purple
- ge = yellow

- E 1 – Lighting switch
- G 8 – Oil temperature sender
- G 9 – Oil temperature gauge
- G 10 – Oil pressure sender
- G 11 – Oil pressure gauge
- G 14 – Voltmeter
- J 166 – Instrument lighting amplifier
- T 2s – Connector 2 pin, brown, behind console
- T 4h – Connector 4 pin, black, in engine compartment, right
- T 6w – Connector 6 pin, white, behind console
- (199) – Earth connection – 3 –, in dash panel wiring loom
- (A19) – Connection (58d), in dash panel wiring loom
- (A20) – Connection (15a), in dash panel wiring loom
- * – only with 6-cylinder fuel injection engines
- ** – not with 6-cylinder fuel injection engines