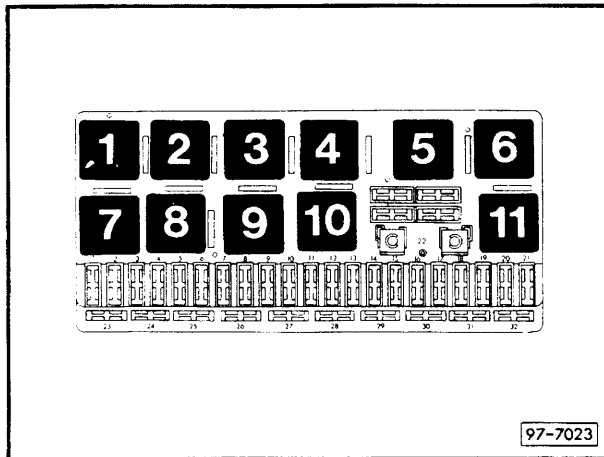


# Electric sliding roof with modular drive, from chassis No. 8 CRA 033 000

Position of relays  
also see "Fitting Locations"

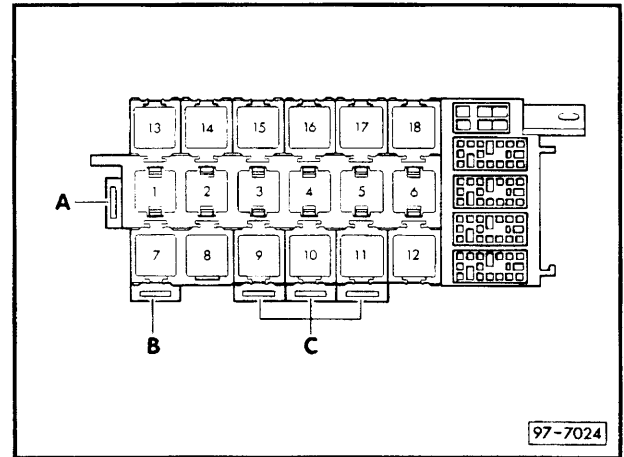
Relay plate with fuse holder:



Position of relays:

**5** – Relief relay for X contact

Auxiliary relay carrier, front  
(under dash panel, left)




Position of relays:

**5** } Control unit for electric  
**6** } sliding roof and window lifters

### Fuse colours

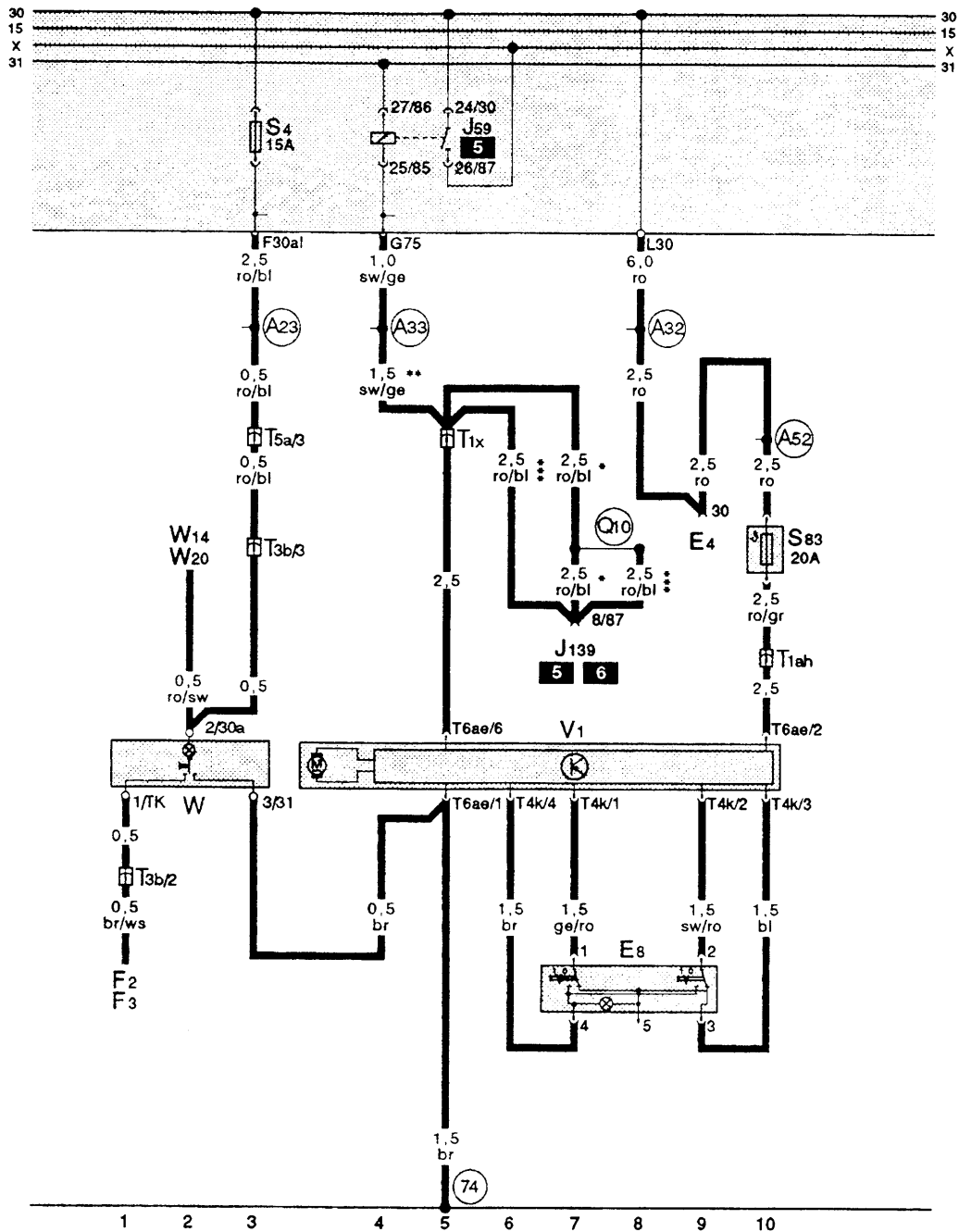
- 30 A – green
- 25 A – white
- 20 A – yellow
- 15 A – blue
- 10 A – red
- 5 A – beige

Auxiliary relay carrier, rear  
(under rear seat bench, left)



Position of relays:

Electric sliding roof with modular drive, from chassis No. 8 CRA 033 000



Wiring colours:

- bl = blue
- br = brown
- ge = yellow
- gn = green
- gr = grey
- li = purple
- ro = red
- sw = black
- ws = white

97-16039

- E 4 – Headlight dipper/flasher switch
- E 8 – Switch for sliding roof
- F 2 – Front left door contact switch
- F 3 – Front right door contact switch
- J 59 – Relief relay for x contact
- J 139 – Control unit for window lifters and sliding roof
- S 83 – Thermo fuse for sliding roof
- T 1x – Connector single, green, behind dash panel, left
- T 1ah – Connector single, orange, behind dash panel, left
- T 3b – Connector 3 pin, green, behind dash panel, left
- T 4k – Connector 4 pin, black, near sliding roof switch
- T 5a – Connector 5 pin, brown, connector point in aux. relay carrier
- T 6ae – Connector 6 pin, near sliding roof switch
- V 1 – Sliding roof motor with control electronics
- W – Interior light, front
- W 14 – Illuminated Make-up mirror (passenger's side)
- W 20 – Illuminated Make-up mirror (driver's side)

- (74) – Earth point, under headlining
- (A23) – Connection (30a1), in dash panel wiring loom
- (A32) – Positive connection (30), in dash panel wiring loom
- (A33) – Connection (75), in dash panel wiring loom
- (A32) – Positive connection (30), in dash panel wiring loom
- (Q10) – Positive (+) connection (87), in window lifter/central locking and door contact switch wiring loom
- \* – only when equipped with electric window lifters, 4-door
- \*\* – not when equipped with electric window lifters
- \*\*\* – only when equipped with electric window lifters, 2-door