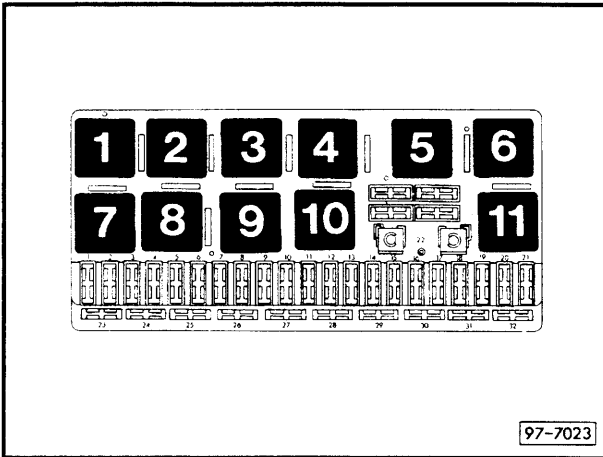


# Infra-red receiver, anti-theft alarm system with central locking and interior light with delay feature and immobiliser

from October 1993

Position of relays  
also see "Fitting Locations"

Relay plate with fuse holder:



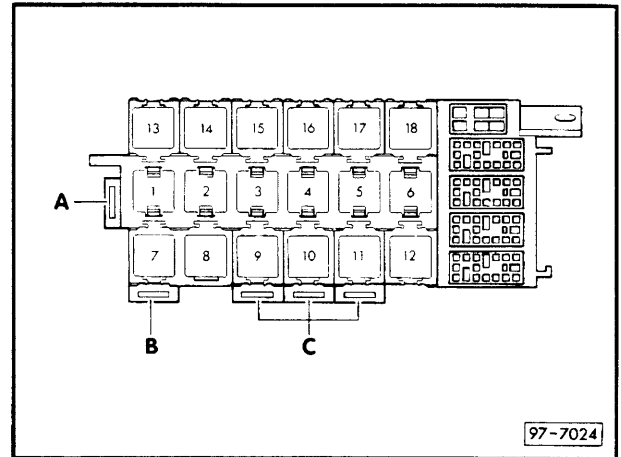
Position of relays:

- 8** – Relay for starter inhibitor and reversing lights with manual gearbox/bridge connection with automatic gearbox

**Fuse colours**


- 30 A – green
- 25 A – white
- 20 A – yellow
- 15 A – blue
- 10 A – red
- 5 A – beige

Auxiliary relay carrier, front  
(under dash panel, left)



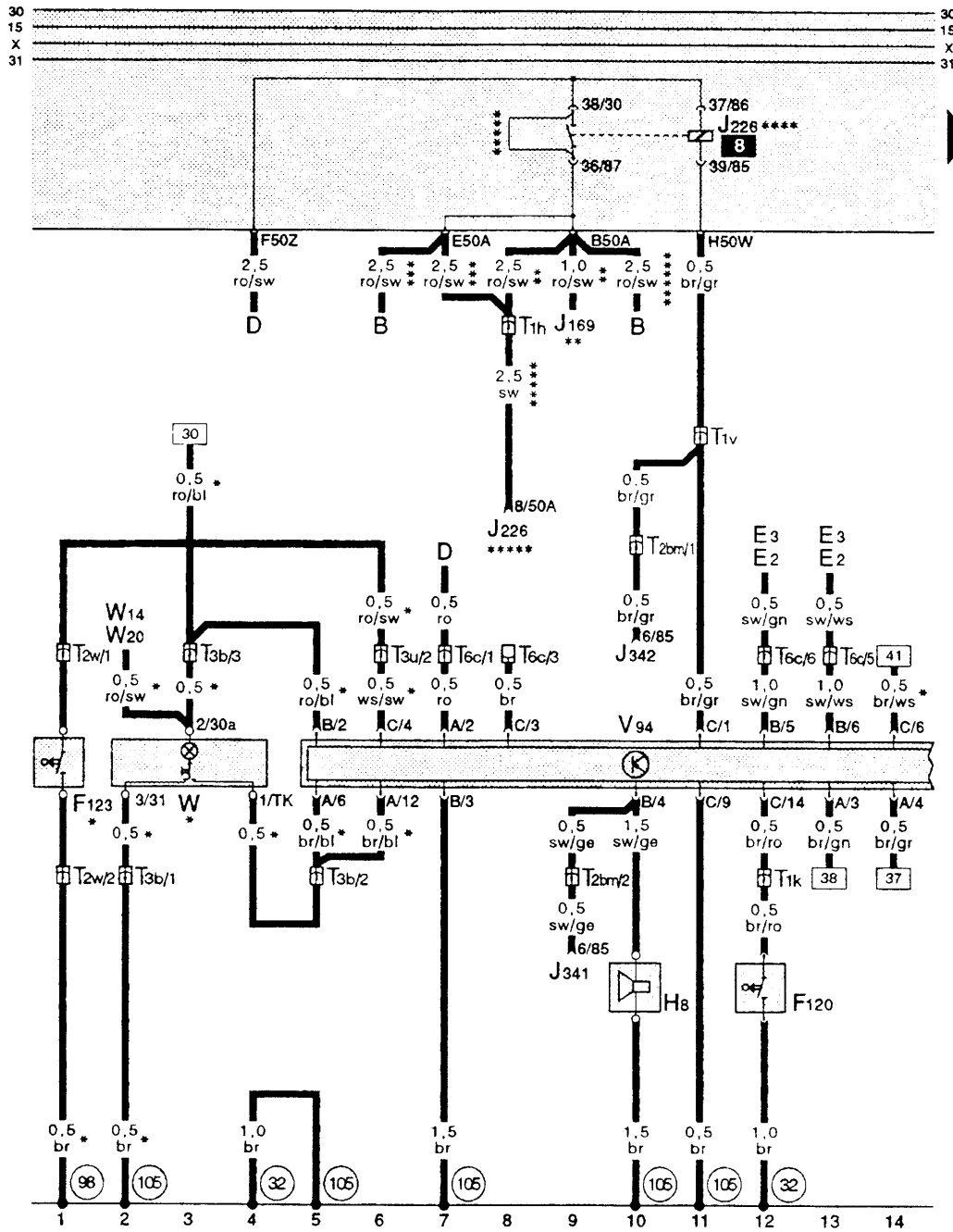
Position of relays:

Auxiliary relay carrier, rear  
(under rear seat bench, left)



Position of relays:

Infra-red receiver, anti-theft alarm system with central locking and interior light with delay feature and immobiliser

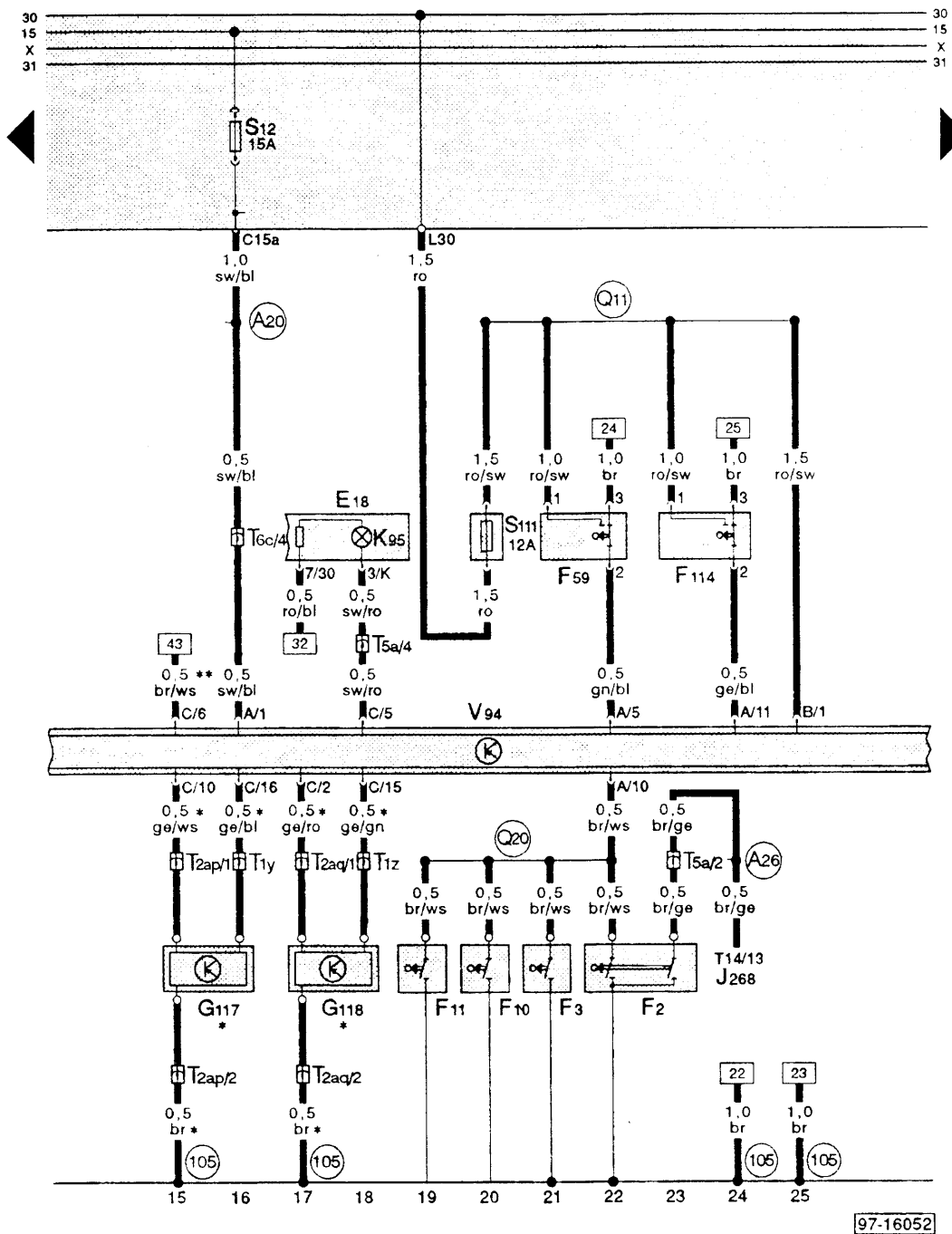


Wiring colours:

- bl = blue
- br = brown
- ge = yellow
- gn = green
- gr = grey
- li = purple
- ro = red
- sw = black
- ws = white

- |   |  |
|---|--|
| <ul style="list-style-type: none"> <li>B - Starter</li> <li>D - Ignition/starter switch</li> <li>E 2 - Turn signal switch</li> <li>E 3 - Emergency light switch</li> <li>F 120 - Contact switch for anti-theft alarm</li> <li>F 123 - Tailgate contact switch for anti-theft alarm</li> <li>H 8 - Horn for anti-theft alarm</li> <li>J 169 - Control unit for Digifant</li> <li>J 226 - Relay for starter inhibitor and reversing light</li> <li>J 341 - Immobiliser relay I</li> <li>J 342 - Immobiliser relay II</li> <li>T 1h - Connector single, red, behind dash panel, left</li> <li>T 1k - Connector single, blue, behind dash panel</li> <li>T 1v - Connector single, black, under rear seat centre</li> <li>T 2w - Connector 2 pin, grey, in tailgate lock</li> <li>T 2bm - Connector 2 pin, violet, behind dash panel, left</li> <li>T 3b - Connector 3 pin, green, behind dash panel, left</li> <li>T 3u - Connector 3 pin, black, in luggage boot, left</li> <li>T 6c - Connector 6 pin, yellow, behind dash panel, left</li> <li>V 94 - Motor for central locking with control unit for interior lights switch-off delay and anti-theft alarm system</li> <li>W - Interior light, front</li> </ul> | <ul style="list-style-type: none"> <li>W 14 - Illuminated Make-up mirror (passenger's side)</li> <li>W 20 - Illuminated Make-up mirror (driver's side)</li> <li>⊙32 - Earth point, behind dash panel, left</li> <li>⊙98 - Earth connection, in tailgate wiring loom</li> <li>⊙105 - Earth connection - 1 -, in central locking wiring loom</li> <li>⊙A23 - Connection (30a), in dash panel wiring loom</li> <li>* - only with Audi 80</li> <li>*** - only with 2.0 litre Digifant, 85 kW, 4-cylinder</li> <li>**** - only with 6-cylinder fuel injection engines</li> <li>***** - only on vehicles with manual gearbox</li> <li>***** - only on vehicles with automatic gearbox</li> <li>***** - not with 6-cylinder fuel injection engines</li> </ul> |
|---|--|

Infra-red receiver, anti-theft alarm system with central locking and interior light with delay feature and immobiliser



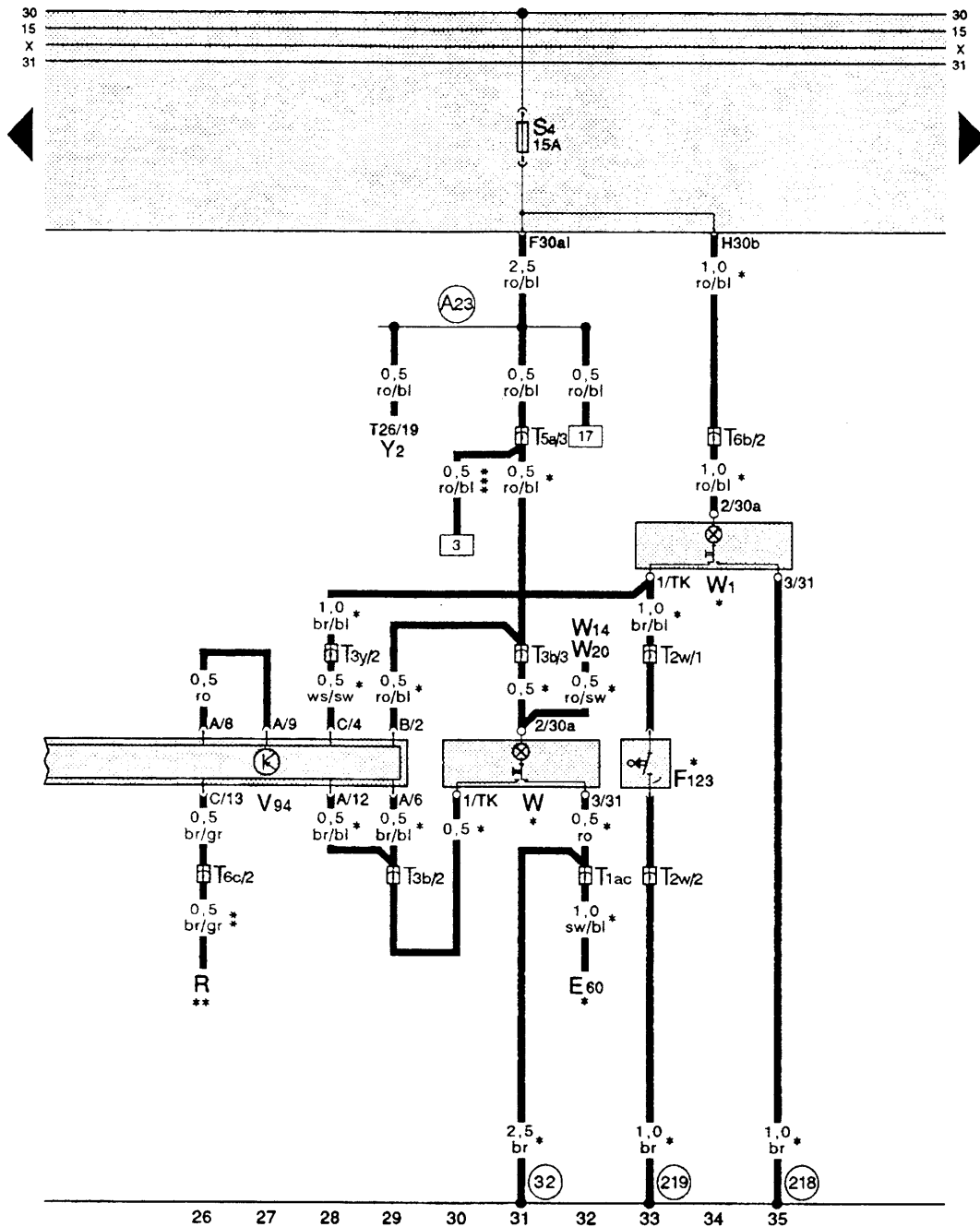
Wiring colours:

- bl = blue
- br = brown
- ge = yellow
- gn = green
- gr = grey
- li = purple
- ro = red
- sw = black
- ws = white

97-16052

- |   |  |
|---|--|
| <ul style="list-style-type: none"> <li>E 18 – Rear fog light switch</li> <li>F 2 – Front left door contact switch</li> <li>F 3 – Front right door contact switch</li> <li>F 10 – Rear left door contact switch</li> <li>F 11 – Rear right door contact switch</li> <li>F 59 – Switch for central locking (driver's side)</li> <li>F 114 – Switch for central locking (passenger side)</li> <li>G 117 – Infrared sensor, left, for central locking</li> <li>G 118 – Infrared sensor, right, for central locking</li> <li>J 268 – Control unit for mini-check system</li> <li>K 95 – Alarm system warning lamp</li> <li>S 111 – Anti-theft warning system and immobiliser fuse</li> <li>T 1y – Connector single, in driver's door</li> <li>T 1z – Connector single, in front passenger door</li> <li>T 2ap – Connector 2 pin, in driver's door</li> <li>T 2aq – Connector 2 pin, in front passenger door</li> <li>T 5a – Connector 5 pin, brown, connector point in aux. relay carrier</li> <li>T 6c – Connector 6 pin, black, behind dash panel, left</li> </ul> | <ul style="list-style-type: none"> <li>T 14 – Connector 14 pin, white, on dash panel insert (mini-check system)</li> <li>V 94 – Motor for central locking with control unit for interior lights switch-off delay and anti-theft alarm system</li> <li>(105) – Earth connection – 1 –, in central locking wiring loom</li> <li>(A20) – Connection (15a), in dash panel wiring loom</li> <li>(A26) – Connection (door contact switch/driver side), in dash panel wiring loom</li> <li>(Q11) – Positive (+) connection (30az), in window lifter/central locking and door contact switch wiring loom</li> <li>(Q20) – Connection – 1 – (door contact switch), in window lifter wiring loom</li> <li>* – only with infra-red receiver</li> <li>** – only in Audi Avant</li> </ul> |
|---|--|

Infra-red receiver, anti-theft alarm system with central locking and interior light with delay feature and immobiliser



97-16053

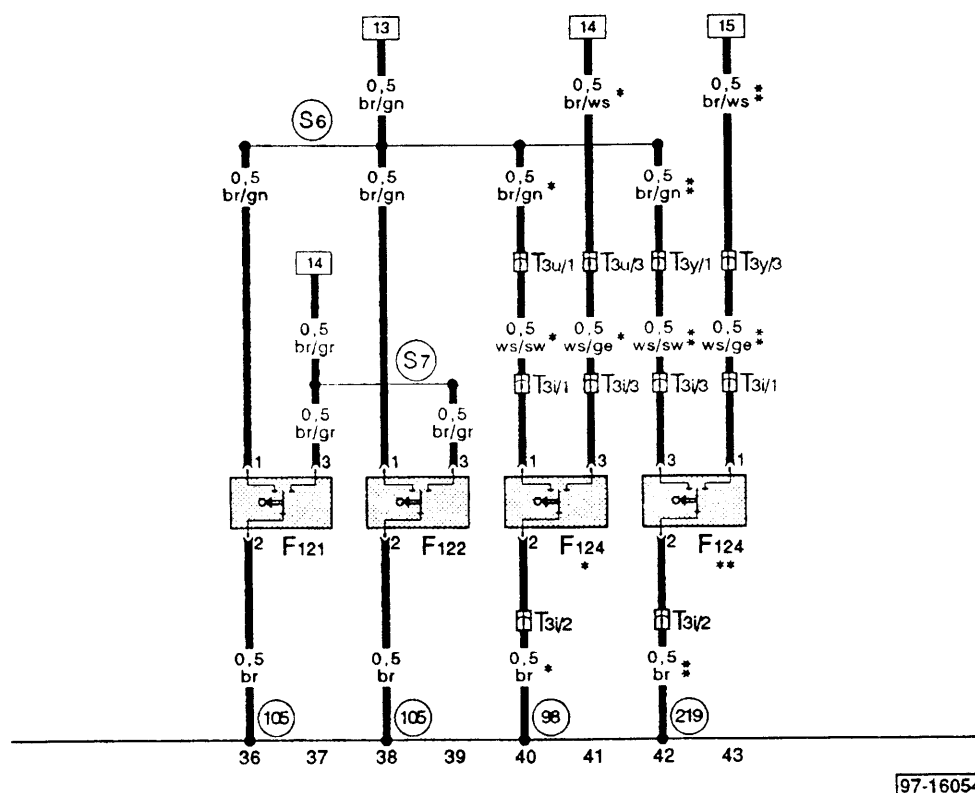
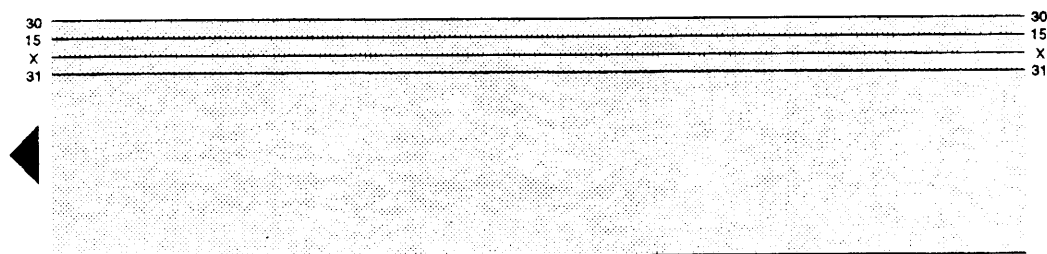
Wiring colours:

- bl = blue
- br = brown
- ge = yellow
- gn = green
- gr = grey
- li = purple
- ro = red
- sw = black
- ws = white

- E 60 – Sliding roof open/closed cut-out switch
- F 123 – Tailgate contact switch for anti-theft alarm
- R – Radio
- T 1ac – Connector single, near sliding roof switch
- T 2w – Connector 2 pin, grey, in tailgate lock
- T 3b – Connector 3 pin, green, behind dash panel, left
- T 3y – Connector 3 pin, white, in luggage boot, left
- T 5a – Connector 5 pin, brown, connector point in aux. relay carrier
- T 6b – Connector 6 pin, black, in luggage boot, left
- T 6c – Connector 6 pin, yellow, behind dash panel, left
- T 26 – Connector 26 pin, yellow, on dash panel insert
- V 94 – Motor for central locking with control unit for interior lights switch-off delay and anti-theft alarm system
- W – Interior light, front
- W 1 – Interior light, luggage compartment
- W 14 – Illuminated Make-up mirror (passenger's side)
- W 20 – Illuminated Make-up mirror (driver's side)

- Y 2 – Digital clock
- Ⓣ – Earth point, behind dash panel, left
- Ⓣ – Earth connection – 1 –, in tailgate wiring loom
- Ⓣ – Earth connection – 2 –, in tailgate wiring loom
- Ⓣ – Connection (30al), in dash panel wiring loom
- \* – only in Audi Avant
- \*\* – only when equipped with radio
- \*\*\* – only in Audi 80

Infra-red receiver, anti-theft alarm system with central locking and interior light with delay feature and immobiliser



Wiring colours:

- bl = blue
- br = brown
- ge = yellow
- gn = green
- gr = grey
- li = purple
- ro = red
- sw = black
- ws = white

- F 121 – Driver's door switch for anti-theft alarm
- F 122 – Passenger door switch for anti-theft alarm
- F 124 – Contact switch in lock cylinder for tailgate/anti-theft warning system/central locking system
- T 3i – Connector 3 pin, black, in tailgate
- T 3u – Connector 3 pin, black, in luggage boot, left
- T 3y – Connector 3 pin, white, in luggage boot, left
- 98 – Earth connection, in tailgate wiring loom
- 105 – Earth connection – 1 –, in central locking wiring loom
- 219 – Earth connection – 2 –, in tailgate wiring loom
- S6 – Connection (A) – 1 –, in central locking system wiring loom
- S7 – Connection (A) – 2 –, in central locking system wiring loom
- \* – only in Audi 80
- \*\* – only in Audi Avant