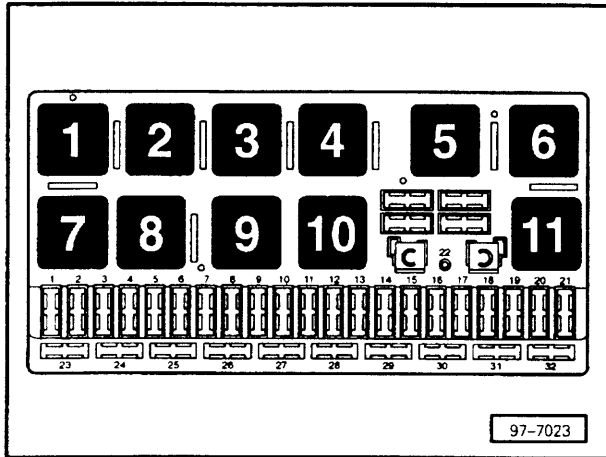


On-board computer

From July 1993

Position of relays
also refer to section "Fitting Locations"

Relay plate with fuse box:

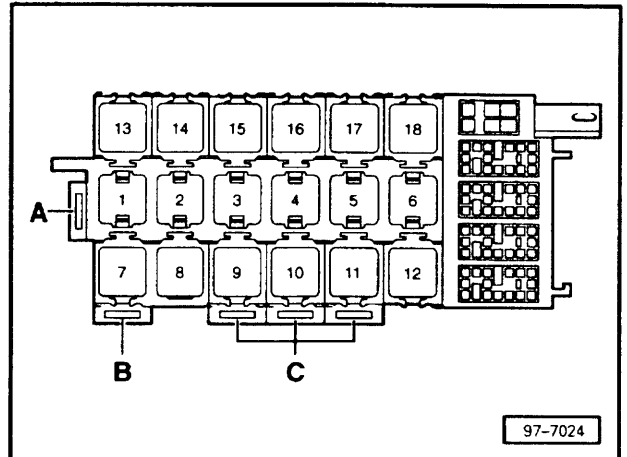


Position of relays:

Fuse colours


- 30 A - green
- 25 A - white
- 20 A - yellow
- 15 A - blue
- 10 A - red
- 5 A - beige

Auxiliary relay carrier, front
(under dash panel, left)



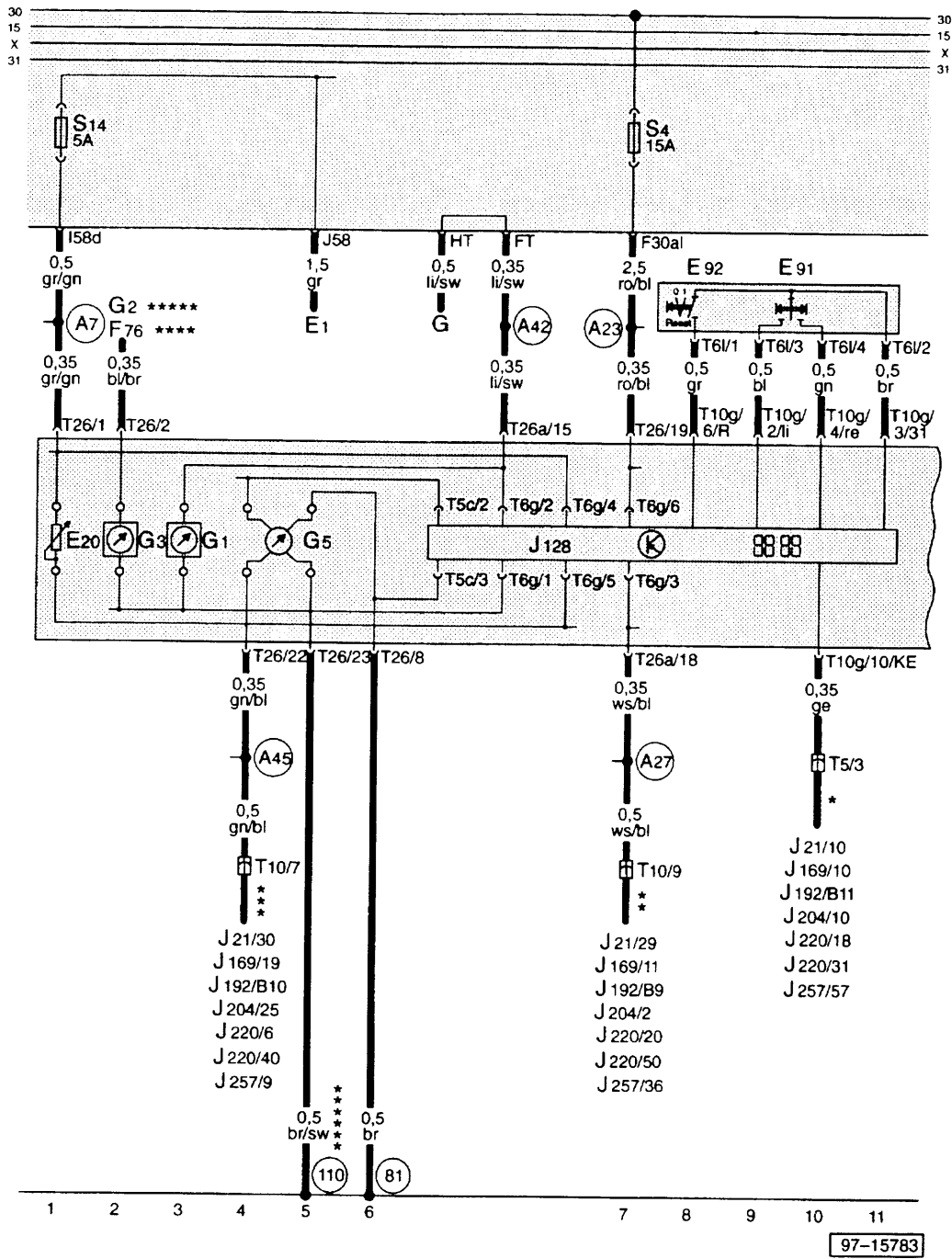
Position of relays:

Auxiliary relay carrier, rear
(under seat bench, left)



Position of relays:

On-board computer



- ws = white
- sw = black
- ro = red
- br = brown
- gn = green
- bl = blue
- gr = grey
- li = purple
- ge = yellow

- E1 - Light switch
- E20 - Switches and instruments, lighting control
- E91 - Function selection switch
- E92 - Reset button
- F76 - Electronic thermo switch
- G - Fuel gauge sender
- G1 - Fuel gauge
- G2 - Coolant temperature sender
- G3 - Coolant temperature gauge
- G5 - Rev counter
- J21 - KE-Jetronic control unit
- J128 - Indicator unit with computer
- J169 - Digifant control unit
- J192 - Multi-point injection control unit
- J204 - KE Motronic control unit
- J220 - Motronic control unit
- J257 - Mono-Motronic control unit
- T5 - 5-pin connector, black, connector point in auxiliary relay carrier
- T5c - 5-pin connector, on dash panel insert
- T6g - 6-pin connector, on dash panel insert
- T6i - 6-pin connector, brown, on function selection switch
- T10 - 10-pin connector, black, connector point in auxiliary relay carrier
- T10g - 10-pin connector, black, on on-board computer
- T26 - 26-pin connector, yellow, on dash panel insert
- T26a - 26-pin connector, blue, on dash panel insert
- 81 - Earth connection -1-, in dash panel wiring harness
- 110 - Earth connection -2-, in dash panel wiring harness
- A7 - Positive (+) connection (58 D1), in dash panel wiring harness
- A23 - Connection (30al), in dash panel wiring harness
- A27 - Connection (speed signal), in dash panel wiring harness
- A42 - Connection (fuel gauge), in dash panel wiring harness
- A45 - Connection (engine speed signal), in dash panel wiring harness
- * - Connection for consumption signal (depending on engine version)
- ** - Connection for speed signal
- *** - Connection for engine speed signal
- **** - Only with 5- and 6-cylinder fuel injection engines and with 2.0 litre K-Motronic 103 kW, 4-cylinder
- ***** - Only with 4-cylinder fuel injection engines (does not apply to 2.0 litre K-Motronic 103 kW, 4-cylinder)
- ***** - Only with 5-cylinder fuel injection engines