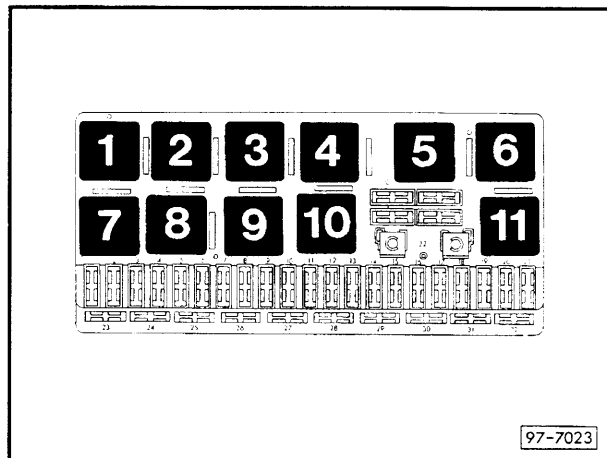


# Heated seats, Recaro

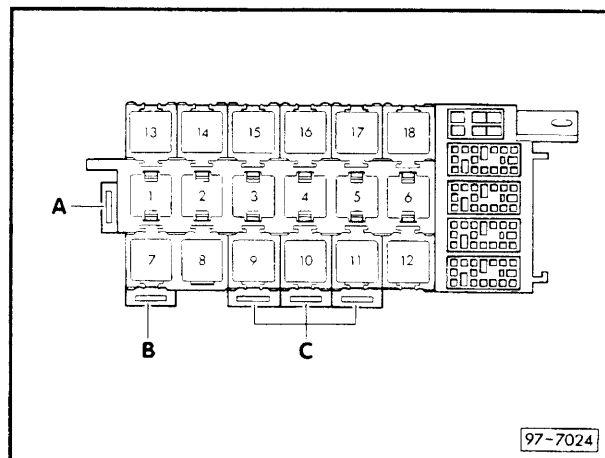
from July 1993

Position of relays  
also see "Fitting Locations"  
Relay plate with fuse holder:



Position of relays:

Auxiliary relay carrier, front  
(under dash panel, left)




Position of relays:

**Fuse colours**

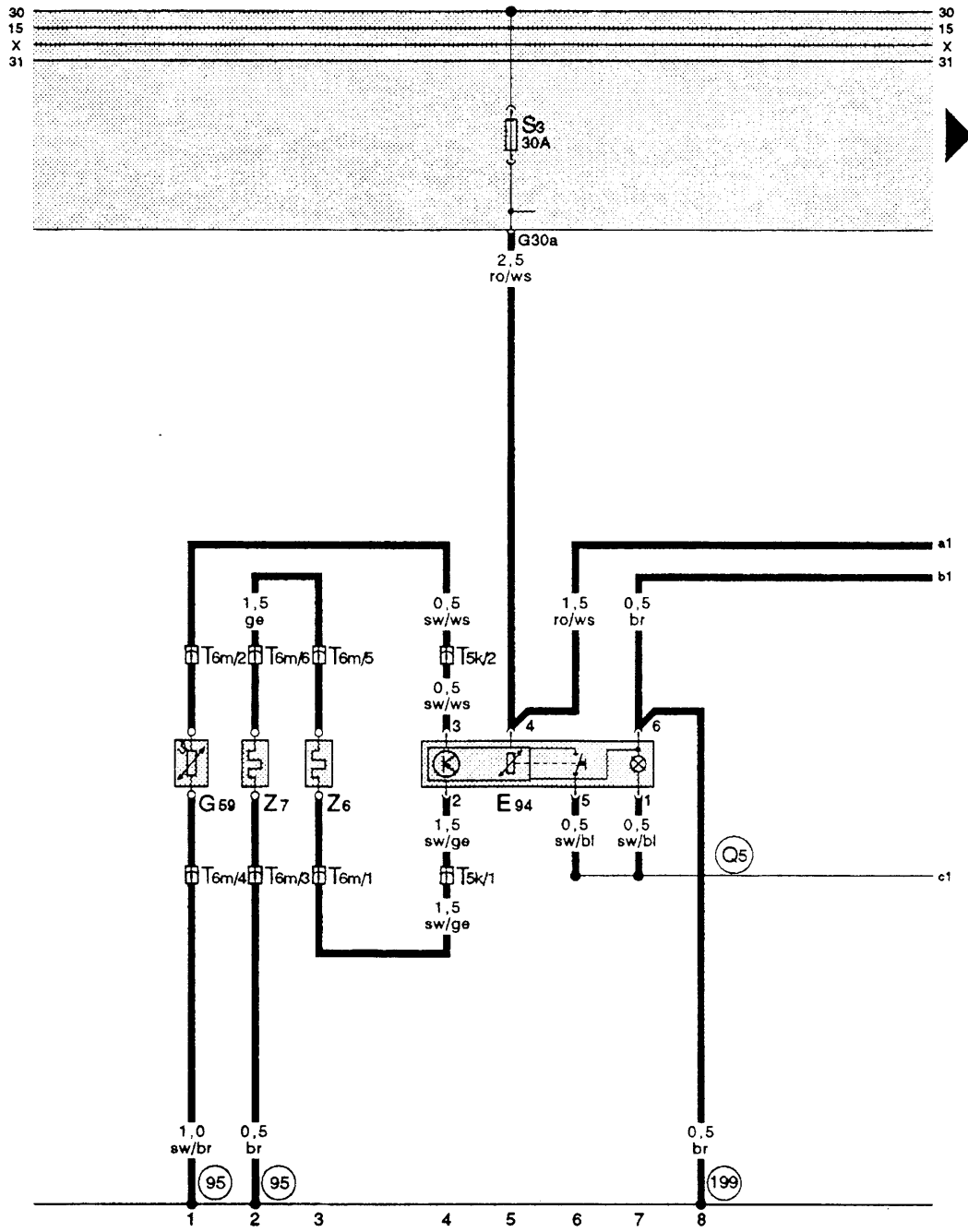
- 30 A – green
- 25 A – white
- 20 A – yellow
- 15 A – blue
- 10 A – red
- 5 A – beige

Auxiliary relay carrier, rear  
(under rear seat bench, left)



Position of relays:

Heated seats, Recaro



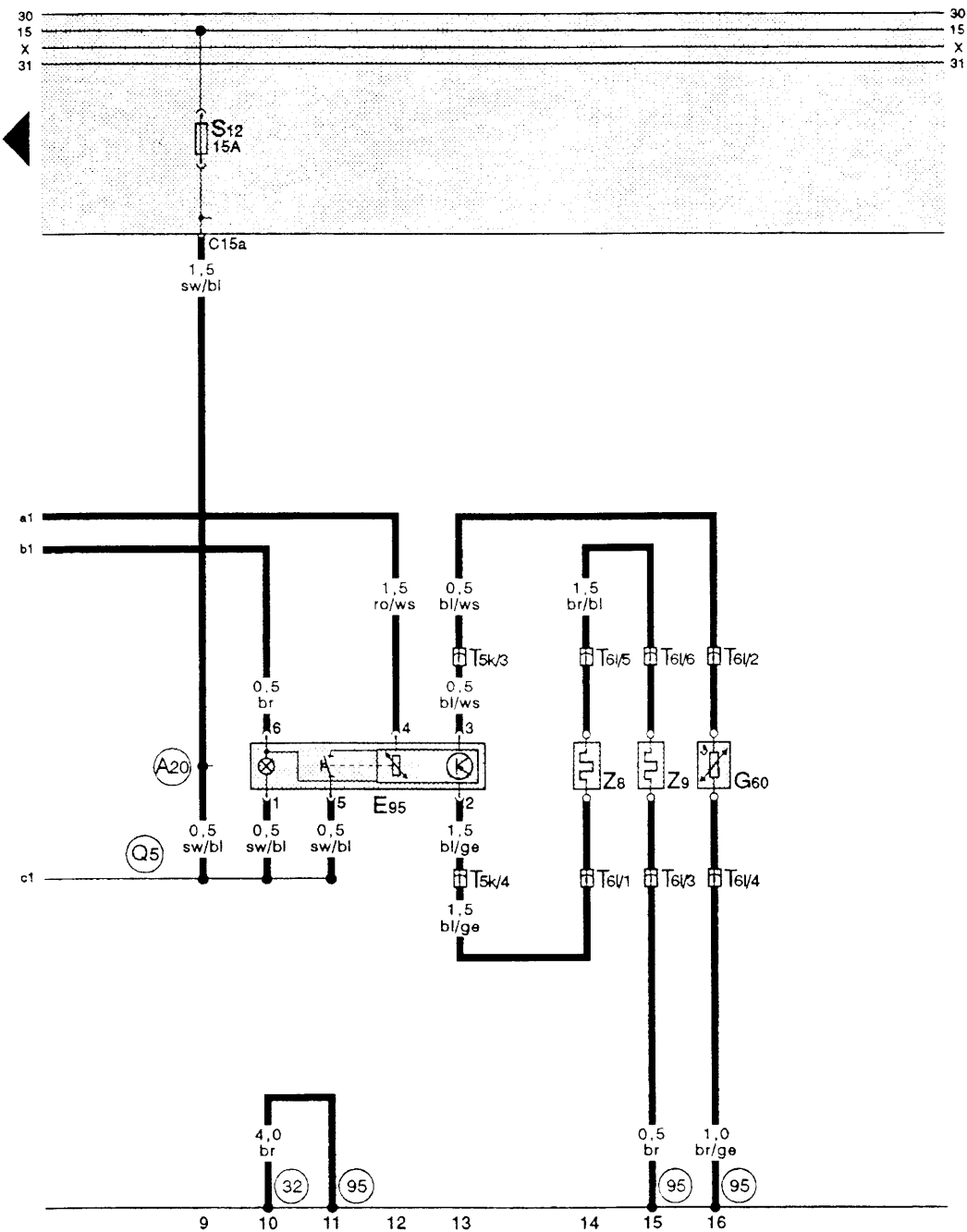
Wiring colours:

- bl = blue
- br = brown
- ge = yellow
- gn = green
- gr = grey
- li = purple
- ro = red
- sw = black
- ws = white

97-16043

- E 94 – Switch and regulator for heated driver’s seat
- G 59 – Temperature sensor – Driver’s seat
- T 5k – Connector 5 pin, yellow, connector point in aux. relay carrier
- T 6m – Connector 6 pin, under driver’s seat
- Z 6 – Heated driver’s seat
- Z 7 – Heated driver’s seat backrest
- Ⓣ95 – Earth connection – 1 –, in wiring loom, seat adjuster
- Ⓣ199 – Earth connection – 3 –, in dash panel wiring loom
- Ⓣ5 – Positive (+) connection (58), in window lifter/central locking and door contact switch wiring loom

Heated seats, Recaro



Wiring colours:

- bl = blue
- br = brown
- gn = yellow
- gn = green
- gr = grey
- li = purple
- ro = red
- sw = black
- ws = white

97-16044

- E 95 – Switch and regulator for heated passenger seat
- G 60 – Temperature sensor – Passenger's seat
- T 5k – Connector 5 pin, yellow, connector point in aux. relay carrier
- T 6l – Connector 6 pin, under front passenger seat
- Z 8 – Heated passenger seat
- Z 9 – Heated passenger seat backrest
- 32 – Earth point, behind dash panel, left
- 95 – Earth connection – 1 –, in wiring loom, seat adjuster
- A20 – Connection (15a), in dash panel wiring loom
- Q5 – Positive (+) connection (58), in window lifter/central locking and door contact switch wiring loom